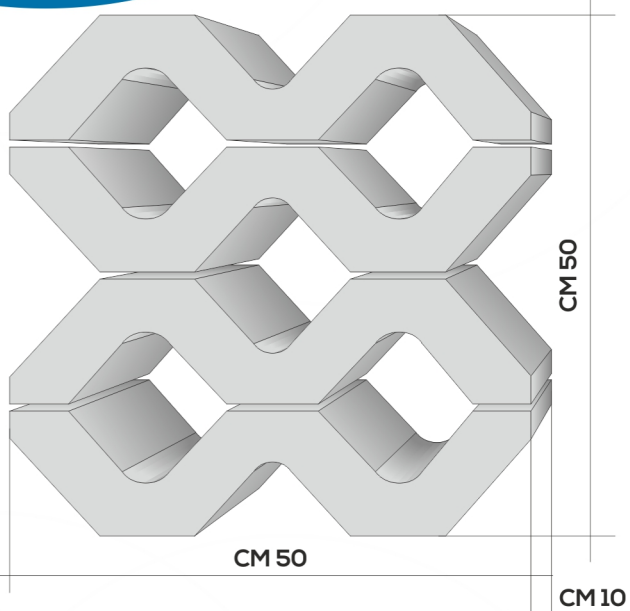






**GRIGLIATO  
ERBOSO  
SPESSORE  
10 CM**



#### DIMENSIONI E PRINCIPALI CARATTERISTICHE TECNICHE

Dimensioni  
Esterne  
50x50 cm

Spessore  
10 cm

**PEZZI PER BANCALE: 40**

Assorbimento d'acqua per immersione: <15

Colore: grigio cemento

**CE**